




FEGIME


Academy

User Guide

e-learning Platform



Social Networks




Fegime Academy
English (en) ▾
You are not logged in. (Login)

Welcome

to the Fegime Academy

[\[\[readmore\]\]](#)



Login

Username

Password

Calendar

February 2014

Sun	Mon	Tue	Wed	Thu	Fri	Sat
						1
2	3	4	5	6	7	8
9	10	11	12	13	14	15
16	17	18	19	20	21	22
23	24	25	26	27	28	

Latest news

(No news has been posted yet)

© 2014 FEGIME ACADEMY. DEVELOPED BY SQLearn.

Table of contents

General	4
Requirements	4
Login	4
Navigate in the platform	6
Log out from the e-learning platform	10

General

This guide aims to help you in the usage of the FEGIME Academy e-learning platform.

Requirements

You must have a computer with the following software specifications to be able to use the e-learning platform

Web Browser: Internet Explorer 8.0 or newer version, Firefox 10.0 or newer version, Google Chrome 10.0 or newer version.

Adobe Flash Player: version 11 or newer.

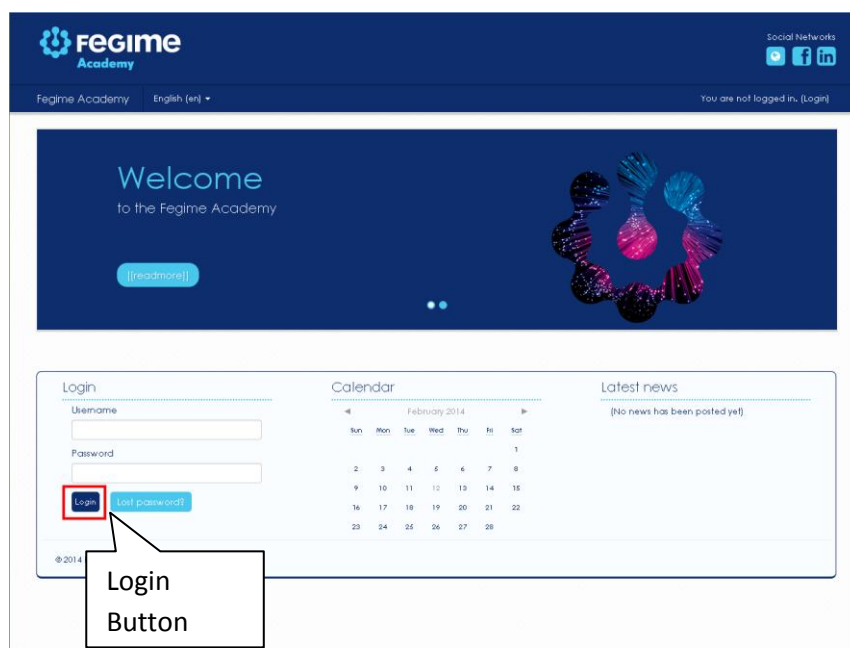
Minimum screen resolution: 1024x768.

Login

You can access the FEGIME e-learning platform at the following URL:

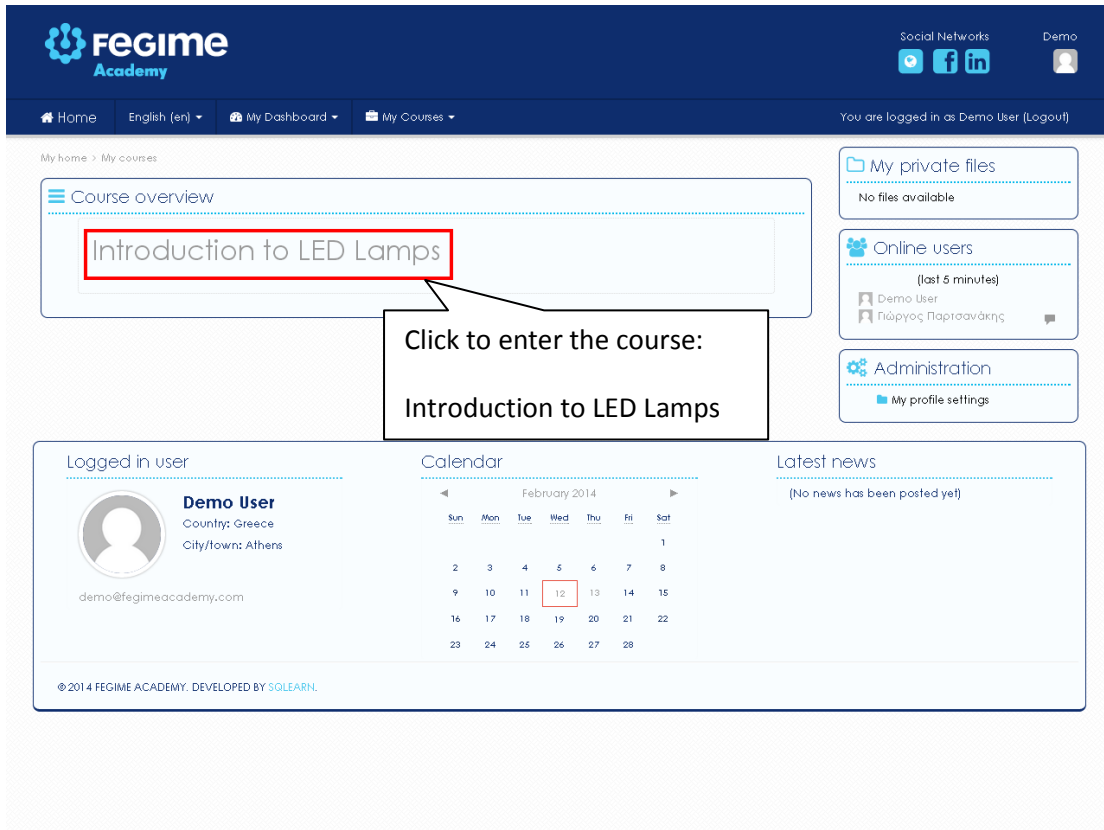
<http://www.fegimeacademy.com/>

To log in, you must type your credentials in the following boxes and click on the Login button



If you have successfully logged in, you will be able to see your Home Page. In this page, you can find a list of all your registered courses.

To select the course you want to study just click on the course name and you will be transferred to the corresponding page.

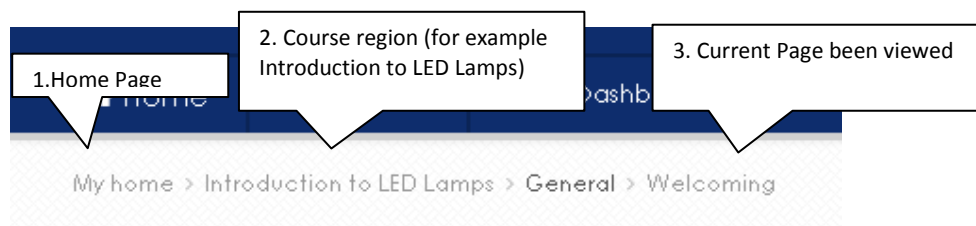


The screenshot shows the user dashboard for 'Demo User'. The 'Course overview' section contains a list of courses, with 'Introduction to LED Lamps' highlighted. A callout box points to this course with the text 'Click to enter the course: Introduction to LED Lamps'. The dashboard also features a 'Logged in user' section with user details, a 'Calendar' for February 2014, and a 'Latest news' section.

Navigate in the platform

In every page of the e-learning platform, the Navigation bar (breadcrumb) appears in the top left section which displays the current page as well as all the preceding pages in hierarchical order.

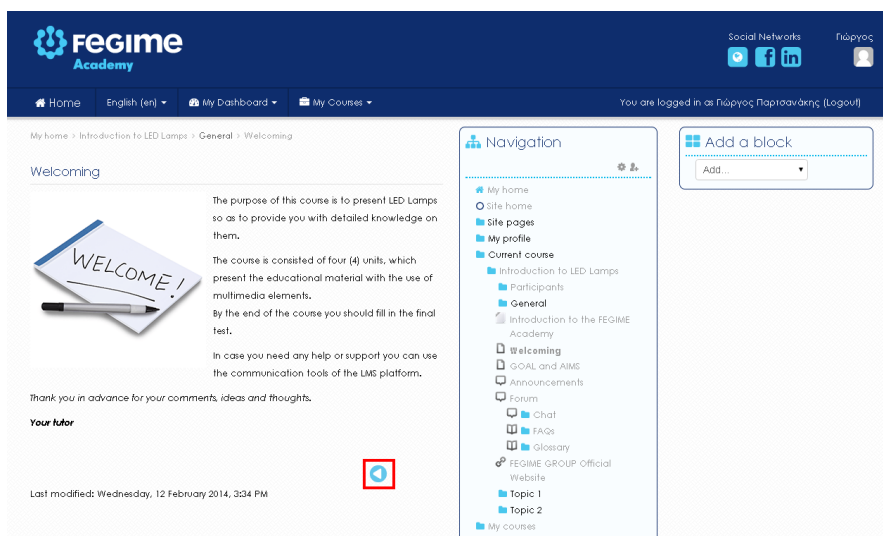
For example, in the image below you can access the:



You can directly access the course region by clicking on the course name on the Navigation bar. For example: Presales Course 1



Another way to navigate to the previous page is by clicking the Back button.

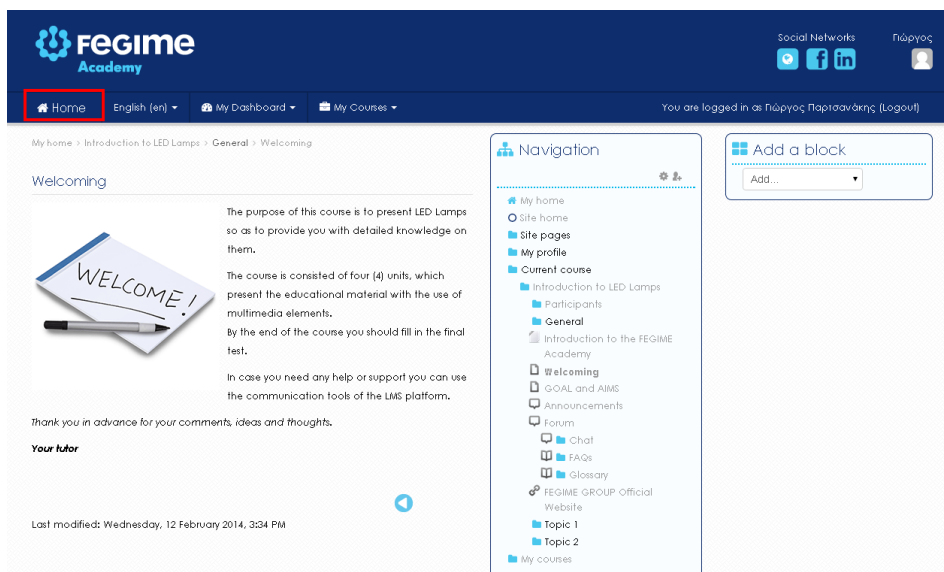


You can go back to your Home page in order to access the list of your courses by clicking My home on the Navigation Bar.

Return to your Home Page

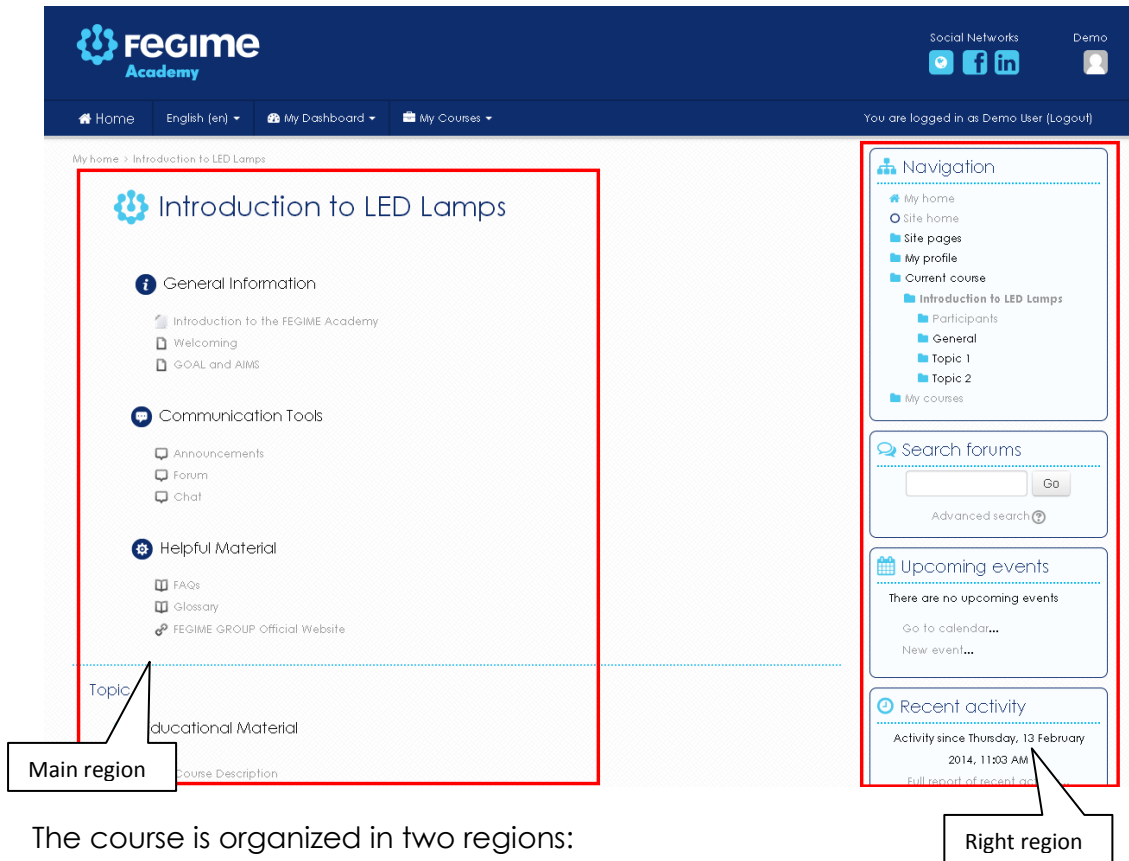
My home > Introduction to LED Lamps > General > Welcoming

Furthermore, you can access your home page by clicking the Home icon



The screenshot displays the FEGIME Academy user interface. At the top, the navigation bar includes the FEGIME Academy logo, social network icons (YouTube, Facebook, LinkedIn), and the user's name 'Γιώργος Παρισσάνης'. A red box highlights the 'Home' button in the navigation bar. Below the navigation bar, the breadcrumb trail reads 'My home > Introduction to LED Lamps > General > Welcoming'. The main content area features a 'Welcoming' message with a 'WELCOME!' note graphic and text explaining the course's purpose and structure. A 'Navigation' sidebar on the right lists various site elements, with 'My home' at the top. An 'Add a block' section is also visible on the right side of the page.

Course region layout



The course is organized in two regions:

Right region

The right region has tools which will help you see additional information and perform various actions.

Main region

In the main region, you will find the course learning material which you must study.

Here you will find:


- the course name,
- general information about the course,
- the chat and forum for communicating with other students,
- the course educational material,
- the evaluations of the course.

Introduction to LED Lamps

General Information

-  Introduction to the FEGIME Academy
-  Welcoming
-  GOAL and AIMS

Communication Tools

-  Announcements
-  Forum
-  Chat

Helpful Material

-  FAQs
-  Glossary
-  FEGIME GROUP Official Website

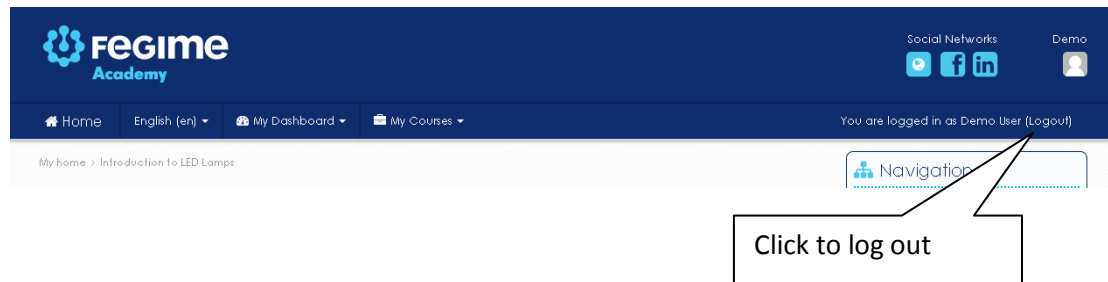
Topic 1

Educational Material

-  Course Description

Log out from the e-learning platform

In order to log out from the e-learning platform you must click on the Logout link next to your name. It is suggested that you always logout when you are using a public computer.





Created by  **SQLearn**
e-learning experts